




September 2019

Vol. V #3

Digital Forum Newsletter

Wisconsin Area Camera Clubs Organization



*Chicago River from the WACCO Chicago Workshop
By Ken Warning*

What's Inside This Issue

Calendar	2	WACCO Fall Competition Info	5 – 6
Newsletter info	3	John Gerlach Seminar Info	7 – 10
Website info	3	Public Speakers	10
General News	3	Chicago Workshop Images	11
Camera Stores	3	CAPS Seminar	12
Words from the President	4	Used Camera Equipment for Sale	13 – 14
Wisconsin Print Circuit	5	Klug's Photo World	15

CALENDAR - 2019

Saturday - November 2, 2019

9 AM - 11 AM
Delegates Meeting

11:30 AM to 5 PM
Fall Competition

Waukesha State Bank (Lower Level)

1227 Corporate Center Drive
Oconomowoc WI

Saturday - February 1, 2020

9 AM - 11 AM
Delegates Meeting

Location to be determined

Saturday - March 7, 2020

9 AM - 5 PM
John Gerlach Seminar

Alverno College

See page 7 for more information

Photographer Quote

The negative is the equivalent of the composer's score, and the print the performance.

Ansel Adams



Buckingham Fountain from the WACCO Chicago Workshop
By Ken Warning

Newsletter

We have a used camera equipment section. WACCO does not take any responsibility on the quality and condition of the equipment, this is up to you and the buyer. We are just providing a place to list the equipment.

We are trying to create a speakers lists. This would be for any one that likes to speak in front of camera clubs. We will take your contact info and the subjects that you would be willing to talk about and your fee if any. It will get published in the newsletter and on the website. So please send me your information if you would like to be on the list. The smaller camera clubs are always on the look out for speakers, so please add your name to the list to help the smaller camera clubs out.

We are looking for articles to run and photos to put into the newsletter. Feel free to send photos and articles to me any time you have them. I will then put them in when it works out the best. So please feel free to send me photography articles whenever it is convenient for you.

When submitting an article and photos, please attach photos separate from the article. Photos should be sized at 2100 pixels on the longest side.

Jeffrey Klug
Digital Forum Editor
kpw1255@me.com
262 628-1255

Website

www.wicameraclubs.org

Phyllis has updated the website and made some minor tweaks to it. Please take a look at it and let us know what you think. Also if you see any errors please let us know about that as well.

We are planning on adding a speaker page to the website. If you do public speaking please let us know and we will add you to the list of public speakers. Please send a head shot, a small biography and what you speak about and we will put this onto the website. The small camera clubs can use your talents for their meetings, so please lets help out this smaller clubs.

Plus just like our newsletter, the website needs your articles to make it better and interesting. Please send your photos or articles to Phyllis at scenescapes@yahoo.com. Please have the photos sized at 2100 pixels on the longest side.

Jeffrey Klug
Assistant Web master
kpw1255@me.com

WACCO General News

Highlights from the last delegates meeting:

We have two new clubs that are now part of WACCO they are Drumlin Hills Photography Club and Oshkosh Photography Group. Welcome to WACCO.

Competition Committee:

The Fall competition will be hosted by Retzer Nature Center Camera Club. Deadline for entering the competition is October 13th.

The Wisconsin Print Circuit will be starting again this Fall Notify Mary Dumont waccoexhibits@gmail.com if your club is interested in participating.

We are looking for someone to take over the Membership Chair, they would be responsible for getting new clubs to join WACCO and to answer questions from clubs that don't belong to WACCO but might be interested. Gerry Emmerich, Jr. after a lot of years as chair will be stepping down. Anyone interested please contact Elizabeth Whitcomb at lizannwhit@gmail.com

Website:

We have added a page for each club on the website, please send your updates to Phyllis at scenescapes@yahoo.com.

Next meeting will be on November 2nd, 2019 for the delegates meeting and Fall Competition, it is at Waukesha State Bank in Oconomowoc. See page 2 for the address.

Mike Crivello's Camera

<http://mikecrivellos.com>

Please check out Mike Crivello's for great help in your next purchase of camera equipment.

Mike Crivello's Camera
18110 W. Bluemound Road,
Brookfield, WI 53045

262-782-4303
mccc@mikecrivellos.com

Art's Cameras Plus

<http://www.artscameras.com>

Please check out Art's Camera Plus for great help in your next purchase of camera equipment.

4981 S. 76th Street
Greenfield, WI 53220
414 727-0234

2130 Silvernail Road
Pewaukee, WI 53072
262 542-6222

Words from the President

I'm sitting in a coffee shop right now and I get a text from my boss that he's going to be 30 minutes late. Me....being me....I'm 30 minutes early. I'm a few blocks from Lake Michigan with awesome skies and an hour to kill. Yet here I sit at a coffee shop writing a column. Why? Because I always think to myself that I should grab my camera and have it with me, just in case. But I never do. And now I'm missing a beautiful sunrise because I wouldn't walk 10 extra steps this morning to grab my camera and bring it with me. My newly caffeinated brain is telling me the obvious answer is to get another camera and keep it in my purse so I always have one with me, but better judgment will set in when it comes time to pull out the credit card and I'll try to retrain my brain to bring my camera with me wherever I go. But learn from me – always have your camera with you!

By the time this is out the trip to Chicago will be over. I am not able to go – bus rides and I do not get along, but I can't wait to see the pictures coming out of the shoot. Did the outing meet your expectations? Is there anything you'd like to see done differently? Please email me with any feedback (lizannwhit@gmail.com). We want to make our outings something you want to participate in year after year.

Our next competition is coming up fast. Every competition, the talent in our photography community amazes me and you all challenge me to continually improve so I can compete with all the images submitted. I'm also impressed by the number of images we have every competition. I'm waiting for the day we get 800 images submitted!! Many of my friends are outstanding photographers and don't enter the competition – I am challenging you to do so for the November competition.

Leaves are already changing, temps are cooler – join me in skipping yard work and going out taking pictures (I really, really hate yard work). Don't let this awesome time of year slip past you and the next thing you know it's winter (and the Farmer's Almanac is not predicting a very pleasant winter for us) and we're all holed up in our houses.

I'll close with my standard plea – WACCO can't exist without help from the photography community. We need help in so many areas. Read through the newsletter, the opportunities are listed throughout and please consider donating your time.

Happy Shooting!

Elizabeth Whitcomb

President WACCO

WACCO Executive Committee

President – Elizabeth Whitcomb
lizannwhit@gmail.com

Vice President – Mary Dumont
waccocompetition@gmail.com

Secretary – Ken Warning
kwarning@wi.rr.com

Treasurer – Ramona Lenger
lengerphotos@gmail.com

Competitions – Elizabeth Whitcomb
lizannwhit@gmail.com

Exhibits – Mary Dumont
waccoexhibits@gmail.com

Program – Jeffrey Klug
waccoprogram@gmail.com

Website – Phyllis Bankier
scenescapes@yahoo.com

Nominations – Bill Rietz
brietz@wi.rr.com

Membership – Gerry Emmerich Jr.
oakopening@gmail.com

Awards – Bill Rietz
brietz@wi.rr.com

Digital Forum Editor – Jeffrey Klug
kpw1255@me.com

Historian – Jeffrey Klug

President Emeritus – Ken Warning

Digital Forum is the official newsletter of the Wisconsin Area Camera Club Organization, it is published four times a year, Digital Forum and its contents are © 2019 by the Wisconsin Area Camera Club Organization. Material may not be reproduced without permission. Please have kpw1255@me.com in your address book so you don't miss any newsletters.

Wisconsin Print Circuit 2019 - 2020

The Wisconsin Print Circuit for this year will be starting later this fall. The circuit will consist of one round which will run from November thru April. All print must be received by Mary Dumont by Saturday November 2, 2019. This coincides with the delegate meeting that day. Print may also be mailed but must reach Mary by November 2, 2019.

The circuit will consist of two divisions - Color and Monochrome. You must be a member of a participating club and may submit only one print in each division. The subject matter in both divisions is open, post processing of any type is allowed and the images cannot have been entered into any previous Print Circuit competition.

The size of the paper should be between 8 - 12 inches on its longest dimension. The other dimension is limited to a maximum size of 8 1/2 inches. Therefore, the largest image size that a print may be is 8 1/2 x 12. Square prints are limited to a maximum size of 8 1/2 x 8 1/2. Any images larger than 8 1/2 x 12 or 8 1/2 x 8 1/2 will be disqualified, images submitted on paper larger than 8 1/2 x 12 will also be disqualified. Prints must be loose - no mounting is allowed. Your name and club name, along with a title (each print must have a title) should be on the back of the image. Being a member of more than one WACCO club does not entitle the entrant to submit more than one time.

This is a great opportunity to see how your work stacks up to others in your club and in other clubs. The image size is designed so that it is easy for you to enter since you can use most any small printer to make your print. The prints will be shown at the participating clubs and will be judged by their members. At the end of the judging the results will be tallied and awards will be given to the 1st, 2nd, and 3rd place images based on the overall scores. Honorable mention ribbons will be awarded to the 10% of the total number of entries.

So go out find one Monochrome image and find one Color image make your prints and get them to Mary Dumont by the deadline.

For a complete set of rules and the dates that the images will be judged for your club can be found on the WACCO Website at:

<http://www.wicameraclubs.org/artists#/wisconsin-print-circuit>

WACCO Fall Competition 2019

The WACCO Fall competition is now open for accepting entries. The deadline for entering the Fall competition is October 13, 2019 (midnight). You must be a member of a WACCO camera club to enter the competition. If you have not entered before, you must first register to be able to use the WACCO uploader. There are instructions on the Competition Uploader page on how to register. One thing to remember is that it can take 23 - 48 hours for you to be approved to use the uploader so please plan ahead.

There are 10 divisions that may be entered, 6 projected and 4 print divisions. In the projected divisions there are two special categories, they are Tabletop/Still life for Open Special Theme Projected and Animals for the Nature Special Theme Projected, with the Nature Special theme does follow the nature rules, so no hand of man is allowed in that division. You may enter up to 3 images per division, each division entered has a fee of \$4.00. This fee is paid on the Competition Uploader site before you get to the uploader itself.

So with a little less than a month before the deadline for entering, get your images prepared and see how you can do against other members of the WACCO camera clubs. It can be fun and even educational. If you have the time, please come by and watch the competition, it will usually start by 11:30 AM on Saturday November 2, 2019 and is held at the Waukesha State Bank in Oconomowoc. See the announcement sheet in this newsletter or go to the WACCO website for more information

<http://www.wicameraclubs.org/artists#/competition-info-uploader-1>

For any questions or problems in entering the competition please email Elizabeth Whitcomb the current Chair of the Competition at

lizannwhit@gmail.com

or

Jeffrey Klug at
waccoprogram@gmail.com

FALL 2019 COMPETITION
 Hosted by: Retzer Camera Club
 When: Saturday, November 2, 2019
 Where: Waukesha State Bank, Lower Level
 1227 Corporate Center Drive
 Oconomowoc, WI 53066
 (I-94 and Hwy 67, Exit 282)
 Time: 11:30 AM

DEADLINE: October 13, 2019 (midnight)

All images, including print divisions, must be uploaded by midnight of stated deadline. Fees are paid at time of upload via PayPal or by submitting a check to the Competition Chairperson by posted deadline. If paying by check, please complete the Entry Fees form found on the website.

Competition Uploader: www.wicameraclubs.org/competition (uploader opens August 3, 2019) *Complete Rules and Instructions can be found on the Competition page of the WACCO website.*

By submitting images, the entrant permits WACCO to reproduce all or part of the entered material free of charge for display on the WACCO website and for use in the PSA Councils Challenge and/or display in media related to the competitions. The works will not be used in a commercial context.

10 DIVISIONS – 3 images per division. \$4.00 fee per division.		
PROJECTED NATURE	PROJECTED OPEN	SMALL PRINTS
Mono Nature Projected	Mono Open Projected	Mono Open Small Print
Color Nature Projected	Color Open Projected	Color Nature Small Print
Nature Special Theme	Open Special Theme	Color Open Small Print
LARGE PRINTS		
Open Large Print - all large prints (mono and color) are combined into one division. This division is still limited to 3 images per entrant and will need a minimum of 6 entrants to judge.		

Random Nature Special Theme - Animals

This category can include live wild, captive and/or domesticated animals. Images captured at zoos, game farms and the like are permitted. Birds, insects, reptiles and amphibians are excluded from this theme. The subject should be presented in its natural environment and should not be moved to a studio location.

The appearance of the "Hand of Man" is prohibited. The subject should not be moved to a studio environment, but should be depicted in its natural surroundings. No mounted subjects are allowed. Furthermore, no manipulation is allowed except for cropping, exposure adjustments and dust sensor removal. No cloning to add or delete elements to the composition is allowed.

Random Open Special Theme – Tabletop/still life

A tabletop/still life image usually depicts a static arrangement of objects.

Questions:
 Elizabeth Whitcomb
 lizannwhit@gmail.com

Wisconsin Area Camera Club Organization

Presents
A Photography Seminar
By
John Gerlach

How to Shoot
Beautiful Outdoor
Images



Saturday
March 7, 2020
9 AM to 5 PM

Alverno College
(Bucyrus Conference
Center)
Milwaukee



John Gerlach Biography

John earned his wildlife ecology degree from Central Michigan University in 1977. After graduation, he followed his burning passion to become a professional nature photographer and photo educator. With his in-depth science background, and dedication to nature photography, he quickly mastered close-up, landscape and wildlife photography.

John is a dynamic public speaker. His burning enthusiasm for photography and willingness to share his knowledge makes him an inspirational photography instructor. Over forty years, John has taught hundreds of field workshops and one-day seminars. John leads several winter photo tours of Yellowstone National Park and has led forty photo tours to Kenya's best game parks - Samburu, Lake Nakuru and the Masai Mara. Since 1986, John has taught his in-depth photo workshops near Munising, MI during August and fall color in October.

John is an expert at photographing hummingbirds with natural light and multiple flash. An innovator in outdoor flash photography, John pioneered many new methods to light close-ups and landscapes. John also teaches week-long intensive photo workshops in Great Smoky Mountain National Park with the Smoky Mountain School of Photography. And if this schedule isn't enough, John is a published author with six best-selling books about nature photography, writes a column for Nature Photographer magazine, and now works as a contributing writer for Canon cameras and field tests their equipment!

Schedule

9:00 AM Wildlife Photography Strategies

What you will learn:

- The Best Exposure methods
- The Power of manual A & S, ISO Auto, and EC
- How to achieve critical focus
- AF Micro-adjustments
- Composing wildlife
- Approaching wildlife
- Techniques for sharp images

10:30 AM Equipment for Outdoor Photographers

What you will learn:

- Key features your DSLR must have
- Back-button focusing advantages
- Why the lens hood is crucial
- The best lenses, when and how to use them
- The 3 ways to obtain a super-telephoto lens
- The 3 key factors for shooting sharp images with long lenses
- Why tripods are the key to quality and pleasing compositions
- Tripod choices and use
- The optimum tripod heads for outdoor photographers
- The best quick release mechanisms for tripod use
- Photo bags that are ideal for field use
- Blinds for bird and mammal photography

Noon -- Lunch Break (1 hour)

1:00 PM Quality Close-ups in Nature

What you will learn:

- How to photograph wildflowers, insects, dew and butterflies
- How to shoot super close-ups with ambient light and flash
- How and why to mix flash with ambient light
- What a close-up is and where macro begins
- Macro lens choices-which is best?
- The 3 reasons to use long focal length macro lenses
- The 3 ways to make the lens focus closer
- Why working distance and the angle of view is critical
- How to use a zoom lens for macro
- The 2 keys to maximizing the depth of field
- How to use extension tubes and close-up filters
- Why Plamps are essential
- The 2 reasons to use live view in close-up photography
- The key to using fill, main and balanced flash effectively
- Focus stacking for the ultimate in depth of field and sharpness

2:00 PM Composition

What you will learn:

- Develop your compositional vision
- Don't be a slave to manipulation
- Advantages of handheld composition
- Go with the flow
- Create dramatic foregrounds
- Picture elements to include or eliminate
- How big should the subject be in the image
- Take advantage of reflections and gray skies
- Shooting fast action
- What is a portrait
- Isolate pleasing patterns
- Vertical or horizontal compositions
- Selective focus, blurs, and pans
- Master the background
- The power of perspective
- Rule of thirds
- How digital capture modifies some compositional ideas



3:00 PM Landscape Photography

What you will learn:

- Landscapes are everywhere
- Choosing and Using Lenses
- Mastering Exposure
- Techniques for Sharp Images
- Light on the Landscape
- Lighting the landscape with balanced flash
- High Dynamic Range Images
- Panoramas

There will be breaks between sessions so that you may visit with our vendors.

**Photos By
John Gerlach**



John Gerlach**Seminar Information**

Alverno College - Bucyrus Conference Center - Milwaukee
Lunch is on your own, there is a cafeteria located in the center.
Doors will open at 8:15 AM

Refunds will be given up to 30 days before the seminar,
but there will be a **\$4.00 service charge**.

Directions to Alverno College:

Take I-41 to Milwaukee, follow to W. Oklahoma Ave. (Exit 28).
Follow W Oklahoma Ave. to Alverno College Conference Center
(3400 S. 43rd Street, Milwaukee, WI 53129)

Registration

Name _____

Address _____

City _____ State _____ Zip _____

Phone _____ E-mail _____

Camera Club _____

Seminar Registration - March 7, 2020 (All Day)

Qty. _____ \$50.00 *Early Registration for the Seminar*
(Lunch on your own) before 2/5/20

Qty. _____ \$75.00 *General Admission for the Seminar*
(Lunch on your own) from 2/5/20 till 3/7/20

Total enclosed _____

Make check payable to WACCO and send your reservation to:

WACCO Seminar

C/O Jeffrey Klug

P. O. Box 376

Hubertus, WI 53033

For information e-mail waccoprogram@gmail.com

or call (262) 893-3500

To register online please go to:

<https://www.eventbrite.com/e/john-gerlach-seminar-tickets-65853855655>

Attention Public Speakers

We are currently looking to put together a speaker list, if you are willing to give a talk at a camera club meeting, we would like your name and contact information and topics of your talks, they should be informative, such as demonstrating a technique and working on a program. We would also want to know if you would be willing to travel, most of the clubs are in the Milwaukee area, but we do have some that are farther up north. This information will be put onto our website to help other clubs find speakers, it is probably one of the hardest job for the club program person, this would be one way that WACCO could make it easier. Contact Jeffrey Klug at waccoprogram@gmail.com

Chicago Workshop Photos



Photo By Michael Schulte




Photo By Carl Simmerman



Photo By Caryl Sedushak



Photo By Jeff Mcdonald



Photo By Patrica Toicen-dycee



Photo By John Wiley



Photo By Vinya Sinha



Photo By Linda Springer



Photo By Peter Chow




Photo By Richard Yzagirre



Photo By Kent Bieganski

Thank you for those that have submitted images, see these images and more on the WACCO website in the near future.



Chicago Area Camera Club Association Presents
The Chicago Area Photographic School
CAPS - 2019

Sat. Nov. 23 & Sun. Nov. 24

A Two Day Event - Attend One Day or Both Days

Main Speakers



Don't Be Left Behind
Learn New Technology

Teaching Classes



Work Shops



Vendors Room



Look for more information and how
to register as it becomes available at:


CACCAweb.com

The Largest Photographic School In The Midwest
For Beginners, Intermediate and Advanced Photographers
At Wojcik Conference Center at Harper College, 1200 W. Algonquin Rd., Palatine, IL 60067

Used Camera Equipment for Sale

Circular Mat Cutter


A mat cutter for cutting circular openings. In great condition. Asking \$100.00



Darkroom Equipment for Sale

I am getting Rid of my darkroom enlarger and assorted equipment. I have a Bessler 4 x 5 color enlarger with and assortment of lens, film carriers easels and miscellaneous equipment. I will be taking offers on this equipment, it has been well maintained. If you know of a school that could use this equipment please let me know as well.

Anyone interested in the enlarger and the other equipment please contact Jeffrey Klug at kpw1255@me.com or call at 262 893-3500.



Fletcher 2000 Mat Cutter



A professional mat cutter that can cut mats up to 48" board, original value of over \$1000 new, Asking \$300.00.

Contact: Jeffrey Klug - 262 893-3500 or email at kpw1255@me.com

WACCO takes no responsibility on the condition of the used equipment being sold.

Used Camera Equipment for Sale

Modo-Pan

Modo-Pan is a precise motion time-lapse panning head for your camera.

Modo delivers precision time-lapse movement - 360 degrees in 60 minutes. Capturing epic motion time-lapse footage is now simple and affordable.

Complete mechanical drive does not require power or batteries. No controllers, cables, or programming necessary, Works in sub-zero temperatures, Max capacity of 5 lbs when level, Solid CNC machined aluminum.

Just attach to the tripod and add a ball head and you are ready to go, just wind it up and it will pan 360 degrees in 60 minutes. Adding motion to your time-lapse videos.

Original price \$170.00 asking \$50.00 or best offer.

Circular Mat Cutter

A mat cutter for cutting circular openings. In great condition. Asking \$100.00 or best offer.

Fletcher 2000 Mat Cutter

A professional mat cutter that can cut mats up to 48" board, original value of over \$1000 new, Asking \$200.00 or best offer

Singh-Ray Vari-ND Filter 77mm

A variable Neutral Density Filter 77mm in size \$50.00

Tamron 70 - 300mm

Tamron's 70-300mm f 4-5.6 with lens hood, Nikon Mount asking \$30.00

Nikon 28-200mm

Nikon 28-200mm f/3.5-5.6 Nikon Mount, asking \$30.00

Acer Monitor

Acer Model S202HL 20 inch Monitor, asking \$30.00

Darkroom Equipment

Besseler 4 x 5 Color Enlarger with lens and carriers, plus a lot of other darkroom equipment, if interested please call.

All of the above equipment is in very good shape.

Contact: Jeffrey Klug - 262 893-3500 or email at kpw1255@me.com

Nikon Equipment

All items are OEM Nikon except for the 90mm Macro which is Tamron.

1. Nikon Nikkor 70-200 f4 G AFS w/rotating tripod collar and arca Swiss tripod plate \$495.00
2. Nikon Nikkor 85mm f1.8 G AFS (barely used). \$275.00
3. Nikon TC 14E II AFS teleconverter. \$135.00
4. Nikon TC 20E II AFS teleconverter \$135.00
5. Nikon 50mm f1.8 G AFS (used three times) \$ 60.00
6. Tamron 90mm SP USD Di f2.8 Macro 1:1 \$210.00
7. Nikon SB 800 flash \$135.00
8. Nikon macro flash system (call for details) includes wireless speed light Commander SU-800 \$200.00

All are excellent like new condition

Richard Knisbeck

Phone: 262-391-2771 (cell)

WACCO takes no responsibility on the condition of the used equipment being sold.



IMSA Car at Corner 6 at Road America by Jeffrey Klug, HonWACCO

Jeffrey Klug – Photography Instruction

I can help you create better photographic images whether you are a beginner or are an advanced photographer. I am available to help you with equipment and software selection, printing of your images, and with creating a work-flow so that you can get the most out of your existing system. I will work with you one on one, or I can design a class for a group if you know other photographers who would be interested.

Consider letting me help you if you want to:

- Learn about how your camera works.
- Learn photo editing and plug-in programs.
- Learn about equipment that will help you make better images.
- Learn how to produce quality prints.
- Learn what High Dynamic Range Photography is and how you can do it.
- Take photos at your workplace.
- Just become a better photographer.

I can tailor your class to your needs and will work with you at a time and place convenient for you. I can do the classes at my studio or at your home or at an appropriate location you choose. My classes are usually 1 to 2 hours per session.

The cost of the sessions is \$60 per person for a 1 hour session or \$100 per person for a 2 hour session. There will be an extra fee for traveling to your home or other location.

What to bring to your class:

- Camera with instruction Manual.
- Laptop computer with software installed.
- Memory cards and batteries.
- Other equipment you want to learn how to use.

If you would like to improve your photographic skills to create better images, or if you are just having some questions or problems with your current equipment or software, and would like to work with me to design and schedule a class, please call at 262 628-1255

Email me at: kpw1255@me.com

Please check out my website at:

www.klugsphotoworld.com

Jeffrey R. Klug