



Digital Forum Newsletter

Wisconsin Area Camera Clubs Organization



*Best of Show – Fall 2020 Competition
Yei Bi Chei with Totem
Jeff McDonald – East Troy Viewfinders*

What's Inside This Issue

Calendar	2	Bryan Hansel Seminar	5
Newsletter info	3	Fall Competition Results	6 – 8
Website info	3	Digital Forum - The Meeting	9
General News	3	In Memoriam Bill Rietz	10 – 13
Camera Stores	3	Pollunit – Competition Software	14
Words from the President	4	Jeffrey R Klug Photography	15

CALENDAR - 2020 - 21

Saturday – February 6, 2021

9 AM – 11 AM
Delegates Meeting

This will be a Zoom meeting. Delegates will be notified a few days before the meeting.

Saturday – May 1, 2021

9 AM – 11 AM
Delegates Meeting

11:30 AM to 4:00 PM
Spring Competition (Virtual)

This will be a Zoom meeting. Delegates will be notified a few days before the meeting.

Photographer Quote

There is only you and your camera. The limitations in your photography are in yourself, for what we see is what we are.

Ernst Haas



*1st Place – Monochrome Nature Projected
Lenticular Cloud over the Rockies
Gary Jones – Fox Valley Camera Club*

Newsletter

We would like each club to send us their email list of members so that everyone can get the Digital Forum Newsletter, we do not sell or give this list out to anyone. If you have already sent it THANK YOU, if not please send an updated list.

Please send the list on an excel spreadsheet to waccoprogram@gmail.com.

We have changed the email address that this newsletter will be coming from waccoprogram@gmail.com, so please update your address book for the change.

We are always looking for articles and photos to publish in the newsletter. When submitting an article and photos, please attach photos separate from the article. Photos should be sized at 2100 pixels on the longest side.

Jeffrey Klug
Digital Forum Editor
waccoprogram@gmail.com
262 893-3500

Website

www.wicameraclubs.org

Please make sure you look at the website as it is updated on a regular basis with new information for coming events. We hope to keep improving the site, with other new information in the near future.

If your club is on the WACCO website, please let us know of any changes, so we can keep you club's page current.

Plus just like our newsletter, the website needs your articles to make it better and interesting. Please send your photos or articles to Phyllis at scenescapes@yahoo.com. Please have the photos sized at 2100 pixels on the longest side.

Jeffrey Klug
Assistant Web master
kpw1255@me.com

WACCO General News

Highlights from the last delegates meeting:

We had our November delegates meeting virtually, with a record number of clubs attending the meeting.

Competition Report: The Fall winning images are on the website and on page 6-8. The Spring competition will be a virtual competition same as the last two competitions.

Program Report: The March Seminar will be a virtual seminar, our speaker will be Bryan Hansel from Minnesota. See page 5 for more information.

Art's Cameras Plus

<http://www.artscameras.com>

Please check out Art's Camera Plus for great help in your next purchase of camera equipment.

4981 S. 76th Street
Greenfield, WI 53220
414 727-0234

2130 Silvernail Road
Pewaukee, WI 53072
262 542-6222

Mike Crivello's Camera

<http://mikecrivellos.com>

Please check out Mike Crivello's for great help in your next purchase of camera equipment.

Mike Crivello's Camera
18110 W. Bluemound Road,
Brookfield, WI 53045

262-782-4303
mccc@mikecrivellos.com

Words from the President

I can't believe it's December already – and I can't believe I'm going to say this – but where has the year gone? I look back on the year with mixed feelings. I learned to do some fun editing things (not well but I did replace the sky and add some birds to a photo) but I didn't take the time to learn how to do some editing functions that are practical and will help enhance, not change, my pictures. I tell myself there's still time, but if I'm being honest, I'm tired of being in and being in front of a computer so it probably won't happen.

But playing around with the pictures, and seeing what my friends are attempting with their editing, has introduced challenges for the competition committee. At the last competition, we heard the judges talking about images and some of the comments were around the editing and replacing backgrounds and adding textures. While these images fit the very definition of an open category, rightly or wrongly, judges like what judges like – some are all in on composites and others prefer getting it right in camera with minimal editing. The competition committee is meeting to discuss these challenges and what to do with all the new technology out there that is allowing all sorts of manipulation to be done on photos, easily. So stay tuned for potential changes to the WACCO competition (including the possible addition of prints back into the May competition!!!).

Along with potential changes to the competition itself, I am always looking for suggestions on special categories for both nature and open. This past competition we introduced the sunrises/sunsets as the open special category and it went over really well. In the spring we're having a special composites category for the open special theme. But I know there are more ideas out there to add to the nature and open special themes so if you have one (or a couple) in mind, send them my way (lizannwhit@gmail.com).

I hope that you and your families all have a very happy holiday season and stay safe everybody – the end is in sight!

Elizabeth Whitcomb
President WACCO

PS; I'll close with my standard plea – WACCO can't exist without help from the photography community. We need help in so many areas. Read through the newsletter, the opportunities are listed throughout and please consider donating your time.

WACCO Executive Committee

President – Elizabeth Whitcomb
lizannwhit@gmail.com

Vice President – Mary Dumont
waccocompetition@gmail.com

Secretary – Ken Warning
kwarning@wi.rr.com

Treasurer – Ramona Lenger
lengerphotos@gmail.com

Competitions – Elizabeth Whitcomb
lizannwhit@gmail.com

Exhibits – Mary Dumont
waccoexhibits@gmail.com

Program – Jeffrey Klug
waccoprogram@gmail.com

Website – Phyllis Bankier
scenescapes@yahoo.com

Nominations – Gerry Hying
ghyingphotographs@gmail.com

Membership – Elizabeth Whitcomb
lizannwhit@gmail.com

Awards – Jeffrey Klug
waccoprogram@gmail.com

Digital Forum Editor – Jeffrey Klug
waccoprogram@gmail.com

Historian – Jeffrey Klug

President Emeritus – Ken Warning

Digital Forum is the official newsletter of the Wisconsin Area Camera Club Organization, it is published four times a year, Digital Forum and its contents are © 2019 by the Wisconsin Area Camera Club Organization. Material may not be reproduced without permission. Please have kpw1255@me.com in your address book so you don't miss any newsletters.

Bryan Hansel Seminar

March 6, 2021

9 AM to Noon

Virtual Seminar – \$25/Person

Bryan Hansel will present two topics on Photography, each topic will be about 1 1/2 hours with questions and answer during the presentations.

The first topic will be Composition for Landscape Photography: The fundamental underpinnings of a well-composed landscape shot takes into account three concepts: simplicity, flow, and relationships. Within those concepts, the landscape photographer explores space, lines, color theory, balance, how a viewer's eye moves through the shot, and how the different parts of a photo echo, contrast, or expand upon each other. Combine those ideas with lens choices, tripod heights, and the ideas of how to approach composition as a painting instead of a photo, and you get Bryan's methods for landscape composition.

The second topic will be Hot Spots of the North Shore: Join a professional landscape photographer as he talks about his favorite locations on Minnesota's north shore to capture the essence of what it is like to live in the north. Hansel, who has lived in Grand Marais for over a decade and a half, has explored almost every gravel and dirt road in Cook County and many nearby counties. He not only has photographed the iconic locations but has found new and undocumented locations as well. He'll present his work and explain how he made each picture and why it works as a photograph.

About Bryan



Bryan is an award-winning professional landscape photographer and outdoor educator. He has over 30 years of photography experience with over 100 publication credits from publications such as National Geographic, Outdoor Photographer, Lake Superior Magazine, Ocean Paddler, Canoe and Kayak Magazine, Backpacker Magazine, and many more. In 2018, he received Lake Times Magazine's Best Photographer in Minnesota award. An outdoor educator and guide at heart, Bryan decided to share his passion for outdoor photography and started a photography workshop program in 2006. His programs take students to the best and often unknown locations in the northland and across the nation to many National Parks. . He lives in Grand Marais, Minnesota.

Konnie LeMay, the editor of Lake Superior Magazine, has said about his work, "His photography expresses his love and concern for our wild spaces and delicate environments. He's one of a handful of photographers with whom we work who can literally translate emotions into their images. The joy of continued discovery comes out in Bryan's work — he may have shot the same scenic area a dozen or more times, but every image speaks to a new way of seeing or of something freshly seen." Singh-Ray Filters and Northstar Canoes sponsor him.

TO SIGN UP FOR THIS WEBINAR GO TO: <https://wacco-spring-seminar-hansel.eventbrite.com>



WACCO Fall Competition 2020 Results

Monochrome Open Projected



*1st Place
Yei Bi Chei with Totem
Jeff McDonald
East Troy Viewfinders*



*2nd Place
Emerald Lake Canada
Bonnie Zuidema
Fox Valley Camera Club*



*3rd Place
Chicago Reflections
Ken Warning
Menomonee Falls Camera Club*

Monochrome Nature Projected



*1st Place
Lenticular Cloud over the Rockies
Gary Jones
Fox Valley Camera Club*



*2nd Place
Droplets
Ian Dickmann
Menomonee Falls Camera Club*



*3rd Place
Fuzz
Ian Dickmann
Menomonee Falls Camera Club*

WACCO Fall Competition 2020 Results

Color Open Projected



*1st Place
Middle Prong Little River
Jeffrey Klug
Menomonee Falls Camera Club*



*2nd Place
Split Rock Sunset
Stan Zuidema
Fox Valley Camera Club*



*3rd Place
Good Morning
Jim Kurovsky
Unlimited Vision Camera Club*

Color Nature Projected



*1st Place
Sweet Nectar
Chip Young
Photo Kenosha Group*



*2nd Place
Eagle Head Shot
John Wiley
Menomonee Falls Camera Club*



*3rd Place
Pushing His Weight Around
Gerald Emmerich Jr.
Image Makers*

WACCO Fall Competition 2020 Results

Open Special Theme Projected Sunrise/Sunset



*1st Place
Sunset in Alaska
Patricia Toicen-Dycee
Unlimited Visions Camera Club*



*2nd Place
Sturgeon Bay CG Lighthouse
Bonnie Zuidema
Fox Valley Camera Club*



*3rd Place
Stream Runoff at Dawn
Jeff Ewig
Menomonee Falls Camera Club*

Nature Special Theme Projected Landscapes



*1st Place
Jenny Lake Overlook
Robert Arntz
Drumlin Camera Club*



*2nd Place
East Fork Overlook
Jeffrey Klug
Menomonee Falls Camera Club*



*3rd Place
Fall Color in Northern UP
Jeffrey Klug
Menomonee Falls Camera Club*

Digital Forum - The Meeting

By Jeffrey Klug

The Digital Forum newsletter came from the original Digital Forum educational meeting that Lynn Reiger originally started a long time ago. For a while, it was held in New Berlin in the basement of a bank. It later moved to the Menomonee Falls Public Library. We meet once a month, and it was a two-hour educational meeting, usually on some processing program as Adobe Elements. We added Photoshop, and then it became just an informative couple of hours. We would sometime have special guests come in and do a talk or two.



I am going to bring the Digital Forum back. It will be an educational type of program, but it will be a virtual program. Being virtual will give us a lot more benefits; we will bring in speakers from different parts of the state. We will be able to have people across the state attend the meetings.

I plan to lead the meeting, but it will also be up to those who attend the meeting to ask questions and others to help answer the group's questions. We will talk about equipment, programs, different techniques, anything that may help you expand your knowledge of photography. It will be a wide variety of topics from Drone photography, still, nature, landscape, architectural, and Sports Photography. There are many photographers out there with a vast range of knowledge that, hopefully, they will share.

The current plan for the Digital Forum will be a two-hour meeting. It will be held on the 4th Saturday of the month, and it will be from 10:00 AM till Noon. I have picked this time because of a couple of factors, from what I can tell no clubs are meeting at that time, and 10:00 AM until Noon is a terrible time to take photographs. I am also looking at a possible 2nd time which would be the 4th Monday of the month from 7:00 PM till 9:00 PM. I plan to start with just the Saturday meeting, and if I see enough interest, I may add the 4th Monday night.

I will be starting the meetings in September on the 26th at 10:00 AM. We will have room for up to 100 people that will be able to attend the meeting. There will be no cost in attending this virtual meeting. I plan to send out to everyone on the WACCO mailing list an invite to the meeting. There will be need to be a registration for everyone to sign up; that way, you will be sent a link to

the meeting. Do not pass this link around; it will be for you individually; please send people to the link below so that they can get their own link.

This Zoom system we will be using is their webinar meeting. So it will be a little different than a regular Zoom meeting. There will be two types of attendees; one will be a Panelist, they will need good sound and a webcam, they will be able to participate as in a regular Zoom meeting, it has a limit of 48 people. Then there will be attendees who will watch from their devices and ask questions using the Q & A section. The people that will be panelists will need to arrive a little early, and it will be a first-come opportunity.

On-Page 9, there is an article about equipment that you need to participate in a Zoom meeting. We would like you to have good sound and video; we need participation from those who attend.

If you have questions about attending or Topic suggestions or any suggestions to help make this an interesting virtual meeting, please send them to me at waccoprogram@gmail.com or give me a call at 262 893-3500.

I hope everyone will find these interesting and educational. I look forward to seeing you on the 26th of September at 10:00 AM.

Register in advance for this webinar:

When: December 26, 2020 10:00 AM Central Time (US and Canada)

Topic: Digital Forum

Register in advance for this webinar:

https://us02web.zoom.us/webinar/register/WN_2GyvFCirQlGFzMA9JDLxkw

After registering, you will receive a confirmation email containing information about joining the webinar.

(The above link can be shared with anyone that might be interested in joining us for this webinar)

I have create a page on the WACCO website with links to topics that were discussed in the meeting. Go to <http://www.wicameraclubs.org/digital-forum-1#/df-links-from-discussions>

Videos of the meetings are at

<http://www.wicameraclubs.org/digital-forum-1#/dfmeeting>

In Memoriam Bill Rietz




Bill Rietz passed away quietly the day after Thanksgiving. Bill was a part of WACCO from 1985 till the end of 2019. He started in WACCO as a delegate and the first committee he was on was the competition committee from 1985 till about 1992, he was Vice President in 1988-89 and became President in 1989 till 1993. He was one of the first delegates appointed to the Awards committee in 1992 (Kathy Braun was the first Chairperson) and in 1994 became the chairman till his recent resignation in 2019. He was deeply fond of WACCO always believing in what a positive force WACCO is for the state of Wisconsin.

Bill was also very involved in the Menomonee Falls Camera Club, he joined the club in 1976, a year after it was originally founded. He would be a member for over 40 years, we only have a few members that have been there that long or longer. In 1977-78 he was Vice President of the club and in 1978-79 he was President. He joined the Program committee in 1979 and was still on the committee helping to plan out their meetings till 2019. He was the treasurer of the club from 2006 till 2019. Everyone was always amazed that he would welcome every member by their first name as they came into the meeting. At that same time he was also the secretary of the club, making the room arrangements and taking care of working with the Recreational Department for our meeting needs. He also set up our Photo of the Month that was displayed in the Hallway to our meeting room, every month he would get a photo from one of our members to put up in that display. He was usually at most of our outings, from shooting college sports to the Renaissance's Fair. He traveled to SWMCCC for over 20 years with a group of club members for SWMCCC's summer weekend, something he really enjoyed doing, being able to meet with other camera club members from many different states, photographing the SWMCCC models and the Birds of Prey workshop.


Menomonee Falls Camera Club and Wisconsin Area Camera Clubs Organization will miss the dedication that Bill brought to each group, it shows what a real volunteer Bill was. He will be missed by many of us.




Some of Bill's Photos from WACCO Competitions



Some of Bill's Photos from WACCO Competitions



Some of Bill's Photos from WACCO Competitions



PollUnit Online Photo Contest Software, an inside look...

By Marty Welter 12/10/2020

If your club is looking for software to run a basic contest or critique, PollUnit <https://pollunit.com/en> is a good solution. It is also a very affordable software, so take a look and see if this would be a good fit for your club. I think our plan is less than \$30.00 for the year. Focal Point Camera Club in Central Wisconsin has been using it for a few months now, and after the initial setup, it has become a very effective tool for our tt meetings. The software allows you to set up a contest, and as users vote on images, it will auto tabulate the results. Once the contest is complete, there are several metrics you can use to analyze the results.

Some features include being able to set up beginning and end times and dates for the contest. Users can upload their images, or that can be done by whoever is managing the contest. Submissions can be either anonymous or can show the photographer's name. Running results can be hidden or shown, and much more. I include a PDF slide show with screenshots of the basic setup, but this is not a full tutorial; you can tailor the setup to your needs as you go, and this is just a quick rundown of the basic setup that we used.

1. After setting up your account, log in.
2. Click on Create PollUnit to start a new PollUnit, i.e., contest, etc.
3. Click on Photo Contest to start setting up your contest.
4. Give your contest a Name and add a Description as needed.
5. Next, you can either upload files if you collected them ahead of time. Or you can continue with the setup options and add files later or have the participants add them on their own.
6. You can choose the overall look of the gallery. We choose basic gray as it seems to work well. Once you choose your theme, click Next at the bottom of the page to proceed.

7. On this page, you can enter more advanced features as needed for your contest or critique. When finished, click Next at the bottom of the page to continue.

8. On this page, you can set up a group email list to invite participants to the PollUnit, or you can embed a link onto your website (see next step) for your club members to enter the PollUnit (this is our preferred method). PollUnits can be password protected. You can also email the provided link using your regular email list, which is probably easier than setting up a group in PollUnit. When you are ready, click Next at the bottom of the page to proceed.

9. To embed the PollUnit into your website, go to the login screen (you must log in) and click on your account name. Click on My PollUnit, look for the PollUnit you want to embed, click on the three dots in the upper right corner, and you will get a drop-down area. You will see many options here that you can explore later, but for now, click on Embedding. You will see an HTML snippet you can use to embed the PollUnit onto your website.

10. Once you have completed your set up, you can preview it, and you can always go back in and edit the settings before opening up the PollUnit for voting.

11. Once voting starts, an email is generated to the host after a participant completes their voting. I will mention here that when a participant does vote, all they have to do is close out of the page when done; there is NO submit button for them to click on; it does everything in real-time, automatically.

Again, this is just a brief overview of setup and operation. Take some time to explore the software. PollUnit does offer a free version so that you can test it out. If you have questions, I would be happy to try and help you, but I am learning more about it every time I use the program.

Marty Welter
WI. PSA State Membership Director
PSA Website Mentor



PollUnit Basic Instructions

How to get started creating a photo contest or critique session.

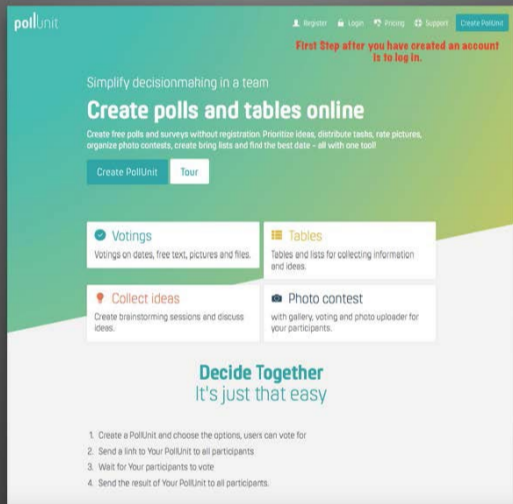
www.pollunit.com

A quick overview....

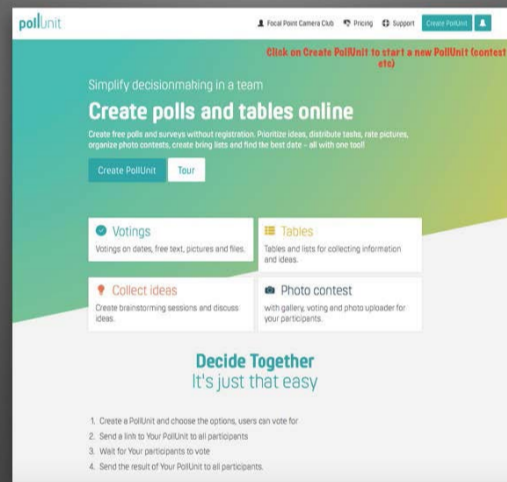
With the ongoing Pandemic disrupting all of our lives, our camera club activities have also been adversely affected. Most clubs run contests and critiques on a regular basis and not meeting in person has made it difficult to hold these activities efficiently. There are a number of programs and websites out there to make hosting a contest possible, varying in prices with some having a monthly fee and others based on the number of participants. In my search to find a program that would work for our club, I came across a website called PollUnit. As I reviewed the information on their website, it looked like a good fit and was pretty inexpensive, starting at just \$8.00 per month with an annual subscription under \$30.00 for the level we needed. I started out with a free account just to make a test run and shared it with board members from our club and we all agreed that overall the process was easy to complete but not without some minor issues we needed to correct or workout but after that, it has been a very effective program to use.

Set up was fairly easy as was the voting process. The program offers a lot of flexibility to the user on how each contest can be created and how the results are viewed. You can make the voting anonymous if needed and you can have a comment section if you are doing a critique. You can set up specific times the contest is available to vote on and you can enable participants to include their name when they start voting so you know who voted in case the link or password gets out to the public. You can embed the contest into your website which makes getting your members to participate much better and you can make each contest password protected. If you don't want to embed it, you can send a direct link to your members via email.

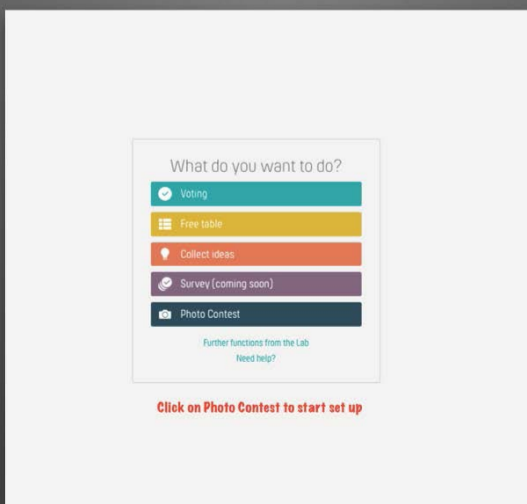
I have included some slides to get you started but this is in no way a full tutorial of how to set up and use the program.



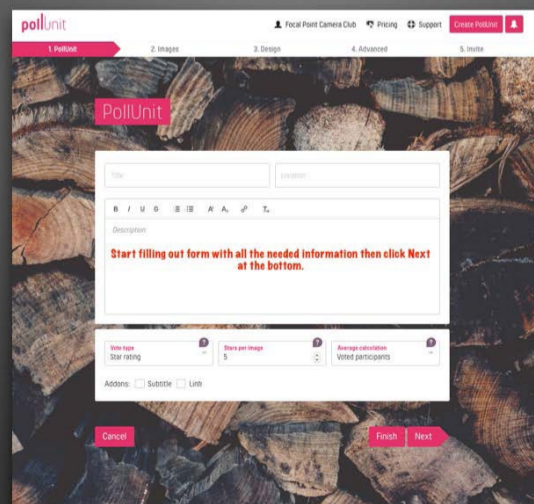
After creating an account, log in on this screen.



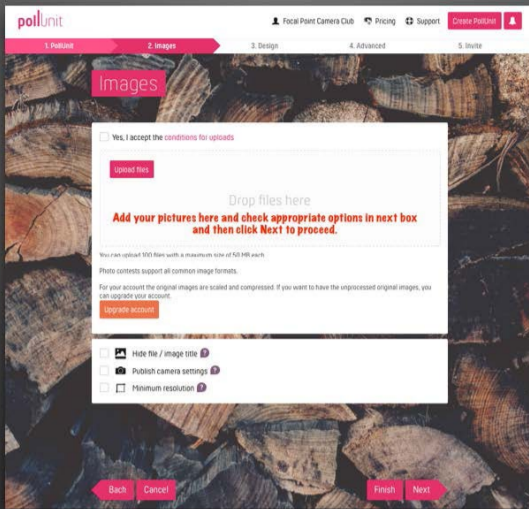
Click on Create PollUnit upper right to start new contest.



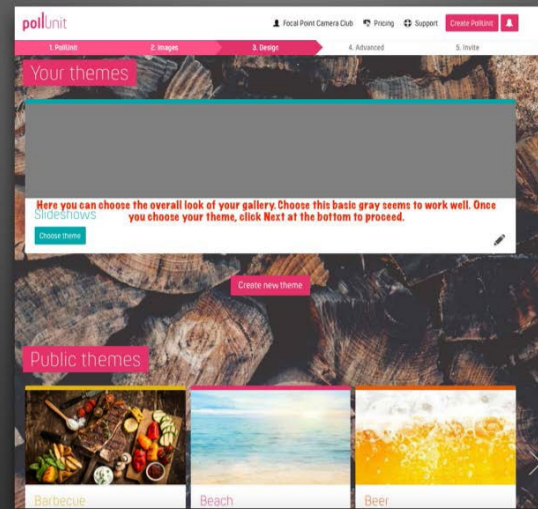
Click on Photo Contest to start gallery set up.



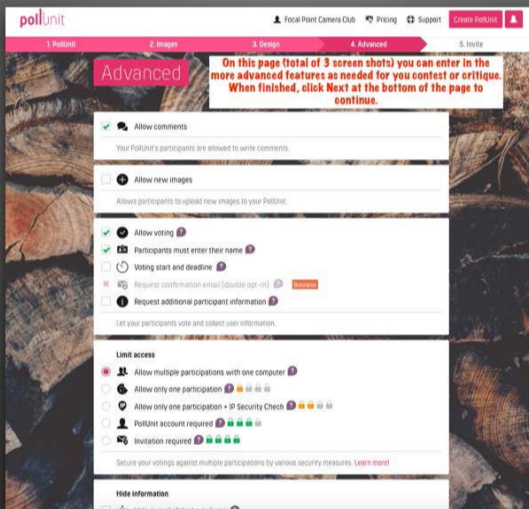
Start filling out the form with all of the needed information then click Next at the bottom of the page.



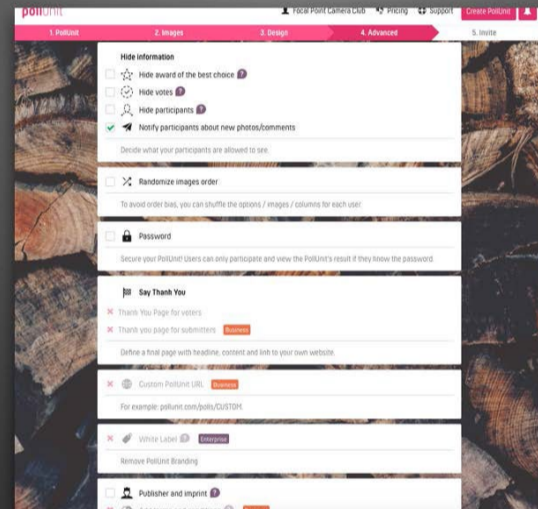
Add your images here and check the appropriate options in the lower box and then click Next to proceed.



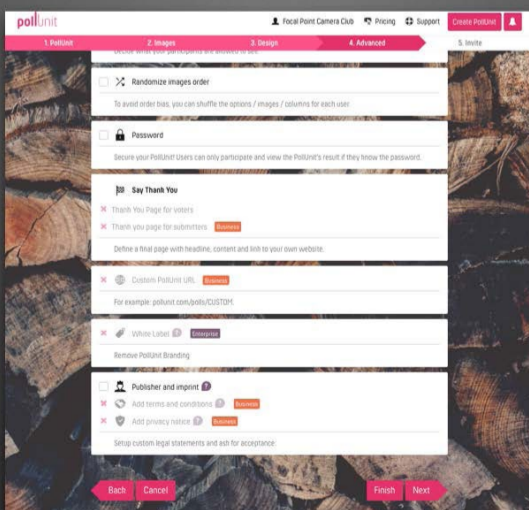
On this page you can choose the overall look of the gallery. Choosing basic Gray seems to work well. One you choose the theme, click Next to continue.



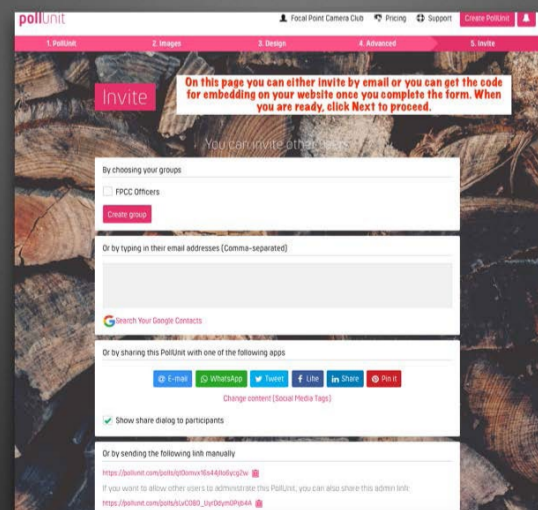
On the next 3 pages you can enter the advanced options as needed for your contest or critique.



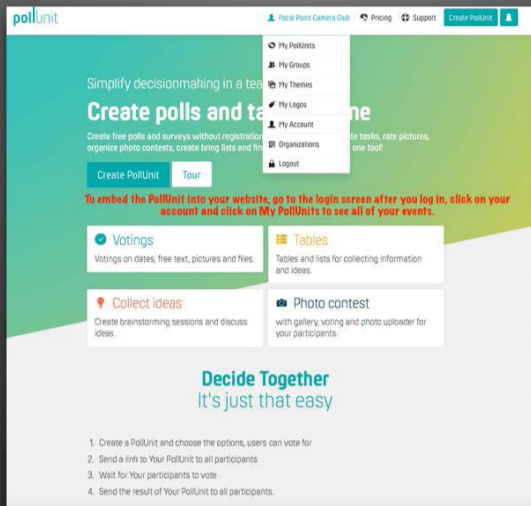
Continue filling out options.



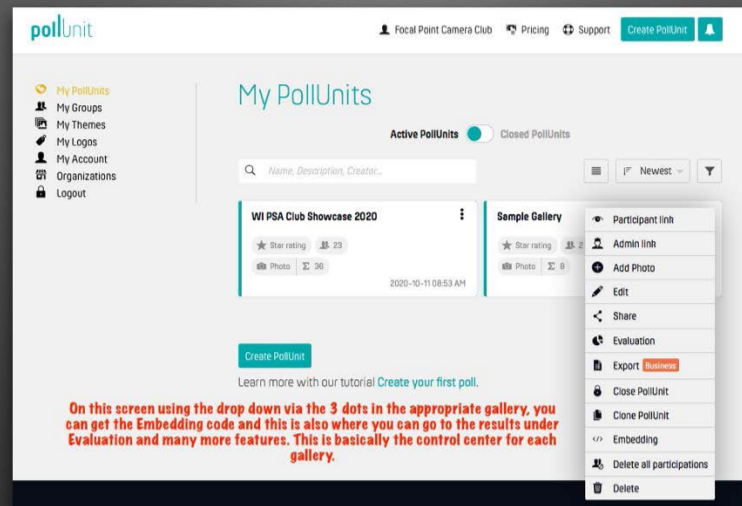
Continue filling out options. When done click Next to continue.



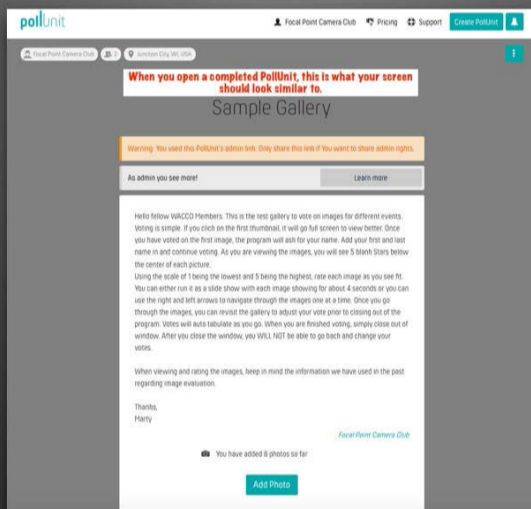
On this page you can choose to email a link to participants or you can choose the option to embed the PollUnit (see next few pages).



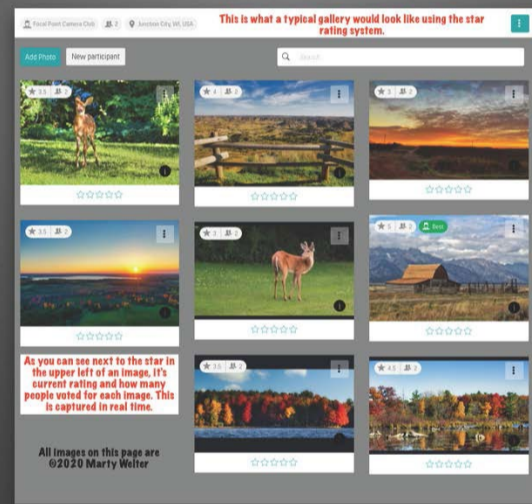
To embed the PollUnit into your website, go to the log in page, click on your account then click on My PollUnits.



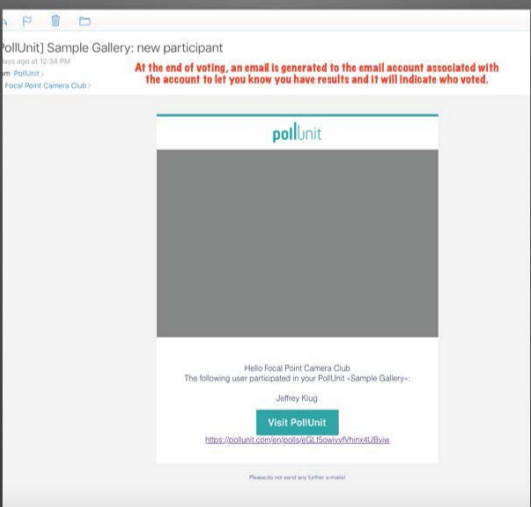
Choose the Gallery you want to embed and click on the 3 dots for a drop down. Choose Embedding. These are all of the available options you can use.



Once your PollUnit is complete and you follow the link, this is similar to what you will see.



This is a sample gallery. Note the stars under the images used for rating. The rating is auto tabulated but you can hide this when voting.




After a participant is done voting, an email is generated to the email address associated with the account so you know you have some activity.

Thank you for taking the time to look at this presentation and I hope it helps you decide if this is a good program for your club to host contests and critiques.

If you do have questions, I would be happy to try and help answer them for you. Please send me an email at wi_psa_smd@icloud.com and I will get back to you as soon as I can.

Thanks Again,

Marty Welter
Wisconsin PSA State Membership Director



Low Lake Area in Fall by Jeffrey Klug, HonWACCO

Jeffrey Klug – Photography and Computer Instruction



I will help you create better photographic images, whether you are a beginner or are an advanced photographer. I will tailor your class to fit your needs and will work with you at a time convenient for you. Currently, I am just offering virtual classes through your computer. My classes are usually 1 to 2 hours per session.

The sessions' cost is \$60 for a 1-hour session or \$100 for a 2-hour session.

I am also offering to help set up your computer and get your files organized and backed up. I will show how to get all the photos into one place, on an external hard drive, and suggest different methods of backing up all your image files. Most of this can be done virtually through your computer, or if necessary, I can come to your home to get the computer working. I will work on Apple computers, Window computer I can help to a certain point.

Working on your computer and organize your files, the fee is \$60/hour plus any travel expenses.

If you would like to improve your photographic skills to create better images or have some questions or problems with your current equipment or software and would like to work with me to design and schedule a class, please call at 262 893-3500 or email me at kpw1255@me.com.

Please check out my website at www.jrklug.com.

